

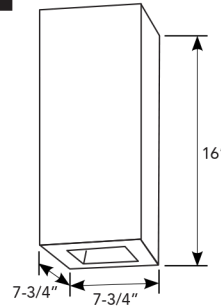
# RFL6-SL-16

## VERSATRIM SQUARE LUMINAIRE

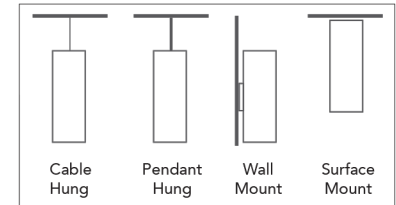
Job Information	Project:
	Model#:
	Location:
	Contact:



### DIMENSIONS



### Mounting Features



### USE OF PRODUCT

The Versatrim Square Luminaire Series may be used in hospitality, commercial, retail, and residential interior applications. This product will reduce energy consumption, emits little heat, and reduces cooling loads for added costs savings. Approximately 75% in energy savings compared to incandescent light source.

### HOUSING

Rugged aluminum housing.

### ARCHITECTURAL SQUARE LUMINAIRE FEATURES

- Wattage/Lumens  
10.5 Watts/800 Lumens  
12.5 Watts/1,100 Lumens
- Color Temperature: 3000K
- SDCM: 2 Step binning
- Color Rendering Index: 93 CRI Typical
- LED Life: 50,000 hours
- LED Type: Cree LED for maximum light output
- Versatility: Interchangeable baffle, reflector and trim ring
- Warranty: 5 Year Limited Warranty

### DIMMING

Available in Triac/ELV (120V) or 0-10V (120-277V) driver. Triac/ELV version dims approximately to 7-10%. The 0-10V drivers dims approximately to 5%.

### MOUNTING

The Architectural Square Luminaire Series may be cable hung, stem mount, surface mount or wall mounted.

### MODULE MECHANICS

The Versatrim Square Luminaire Series is constructed of a durable heat sink, baffle or reflector, trim ring, diffused lens, and Cree LEDs for optimum performance. Carefully designed heat sink keeps junction temperatures below unsuitable levels by dissipating heat away from the module. Diffused polycarbonate impact-resistant lens allows for even light output, glare control, and conceals LEDs from view.

### LABELS / COMPLIANCE

CSA classified  
CSA classified for damp locations



### ORDERING INFO

RFL	6	SL					
Series	Diameter	Shape	Length	Watts/Lumens	Color Temp.	Dimming	Finish
RFL	6 - 7-3/4"	SL - Square Luminaire	16 - 16" MTO - Made to order	8L - 12Watts/800 Lumens (120V) 11L - 17Watts/1100 Lumens (120V/277V)	30 - 3000K	Blank - TRIAC/ELV (120V) 018 - 0-10V (800 lm, 120-277V) 011 - 0-10V (1100 lm, 120-277V)	BL - Black WH - White SL - Silver MTO - Made to order

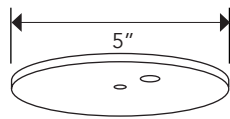
Baffle or Reflector	Trim	Configuration	Mounting	Option
SBLW - White SBLB - Satin Nickel	STLW - White STLSN - Satin Nickel STLB - Black STLBZ - Bronze STLW - White STLH - Haze	UL - Up Light DL - Down Light	PH <sup>1,3</sup> - Pendant Hung SC <sup>2</sup> - Single Cable DC - Double Cable QC - Quadruple Cable SM <sup>3</sup> - Surface Mount WM <sup>4</sup> - Wall Mount	EM <sup>5</sup> - Emergency Battery

1. 18" standard length, consult factory for other
2. 5ft standard cable length
3. Available in downlight only.
4. EM not available.
5. EM available in external remote location.

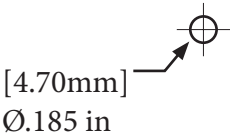
Job Information	Project:
	Model#:
	Location:
	Contact:

MOUNTING

CABLE HUNG DIMENSION

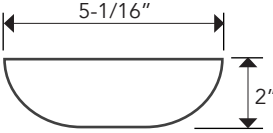


Cable Hung Canopy

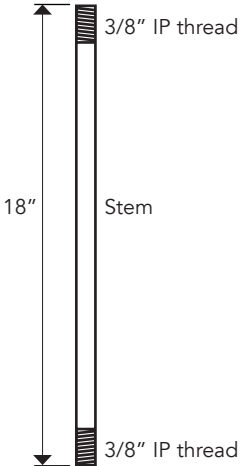


3/64" Galvanized Cable Fuse Cut with Die Cast #1 Stop  
Available in 24", 36", 50", 72", 100", 120", & 150" Lengths  
7x7 Cable - MAX LOAD 270 lbs

STEM MOUNT DIMENSION



Stem Mount Canopy



LED HEIGHT INSIDE SQUARE LUMINAIRE

